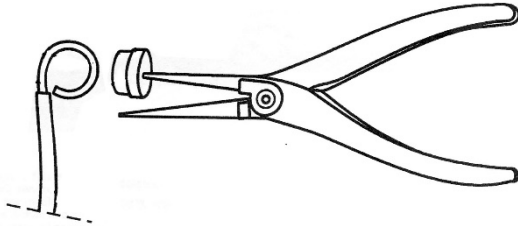


# SnakeBite Manual


IN-115-02



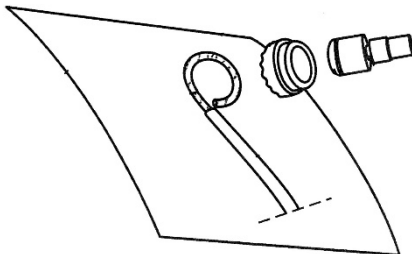
**1.** Remove insulation on the pipe and clean the brazing area with the grinding machine.



**2.** Clean the wire with sandpaper (emery) and bend the wire with the special plier.



**3.** Insert the consumables (brazing pin and ferrule) in the brazing gun and set correct setting on the equipment, Pintype 2 (M8/M10/M12)



**4.** Move the gun with consumables to the brazing area and pull the trigger.



**5.** The permanent connection is ready.

